

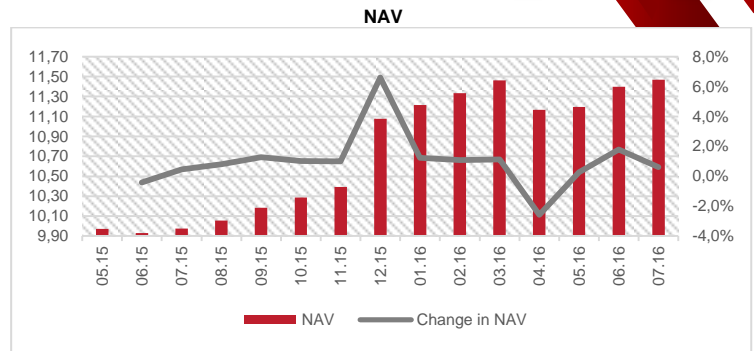
EFTEN Real Estate Fund III AS factsheet

July, 2016



Fond overview

Share ISIN code	EE3100127242
Portfolio manager	EFTEN Capital AS
Share nominal value, EUR	10,0000
Share Net Asset Value, EUR	11,4667
Number of shares	2 385 263
Consolidated asset value, EUR thousand	68 302
Consolidated Net Asset Value, EUR thousand	27 351



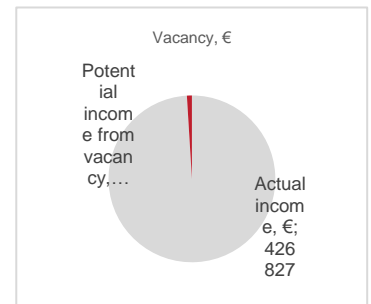
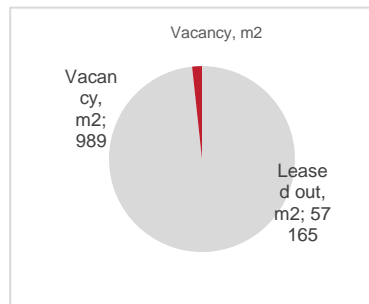
Portfolio

As at July 31, 2016, EUR thousand	
Investment properties, other PPE	63 043
Lease income per year	5 379
Vacancy (EPRA)	1,0%

Investment properties, land and buildings

Property	Address	Type	Acquired	NLA (m ²)
Shopping Center SAULĒS MIESTAS	Tilžes St. 109, Šiauliai, Lithuania	Commercial	08.2015	19 881
Ulonu Office building	Verkiu 25c, Vilnius	Office	12.2015	5 174
DSV logistics center	Stasyly g. 21, Vilnius	Logistics	06.2016	11 687
DSV logistics center	Krustpils 31, Riga	Logistics	07.2016	5 398
DSV logistics center	Pärnu mnt 535, Tallinn	Logistics	07.2016	16 014
Total				58 154

Top tenants	% from consolidated rental income
DSV Transport AS	18,1%
DSV Transport UAB	12,4%
RIMI Lietuva, UAB	8,6%
DSV Transport SIA	7,7%
Valstybinė kainų ir energetikos kontrolės komisija	3,8%
PST Group	2,6%
LPP Lithuania, UAB	2,0%
UAB Synergium	1,7%
Drogas, UAB	1,5%
Eurovaistine, UAB	1,4%
New Yorker Lietuva, UAB	1,4%
Topo grupe, UAB	1,3%
Amber food, UAB	1,2%
SPORTLAND LT, UAB	1,2%
Baltika Lietuva, UAB	1,0%
All other	34,2%



Loan capital

As at July 31, 2016, EUR thousand	
Total loan liabilities	37 767
Weighted average debt maturity in years	4,5
Weighted average interest rate	1,64%
Loan to value	60%
Debt Service Coverage Ratio	2,50

Balance sheet

ASSETS	31.07.16	31.12.15
<i>€ in thousands</i>		
Cash and cash equivalents	4 733	1 984
Trade receivables	243	253
Other current receivables	283	74
Current assets total	5 239	2 311
Investment properties	62 972	36 506
Other long-term assets	71	76
Assets total	68 302	38 897

LIABILITIES AND EQUITY	31.07.2016	31.12.15
Short-term loan liabilities	1 814	884
Long-term loan liabilities	35 953	19 845
Other liabilities	3 185	2 823
Liabilities total	40 951	23 552
Share capital and premium	24 890	13 853
Reserves	75	0
Retained earnings	2 386	1 492
Equity total	27 351	15 345
Liabilities and equity total	68 302	38 897

