

EfTEN Real Estate Fund III AS factsheet

May 31, 2017

Fond overview

Share ISIN code	EE3100127242
Portfolio manager	EfTEN Capital AS
Share nominal value, EUR	10,0000
Share Net Asset Value, EUR	12,7881
Number of shares	2 885 263
Consolidated asset value, EUR thousand	83 632
Consolidated Net Asset Value, EUR thousand	36 897

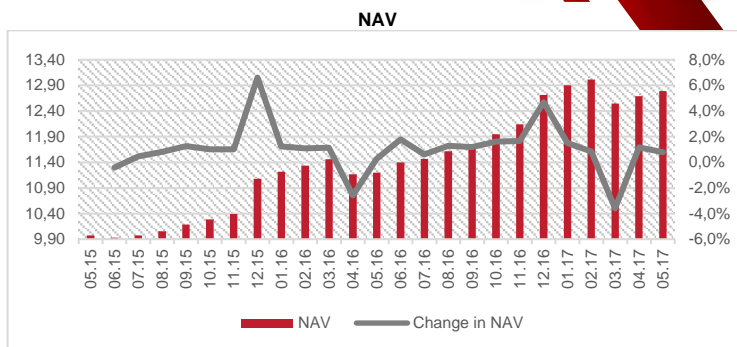
Portfolio

As at May 31, 2017, EUR thousand	
Investment properties, other PPE, incl.	79 655
<i>Properties under construction</i>	2 733
Lease income per year	6 543
Vacancy (EPRA)	0,7%

Top tenants	% from consolidated rental income
DSV Transport AS	15,1%
DSV Transport UAB	10,4%
RIMI Lietuva, UAB	7,1%
DSV Transport SIA	6,4%
Hortes AS	3,9%
Valstybinė kainų ir energetikos kontrolės komisija	3,8%
Synergium UAB	1,4%
LPP Lithuania, UAB	1,4%
Drogas, UAB	1,2%
Eurovaistine, UAB	1,2%
GD Bonum Publicum	1,2%
Panevėžio statybos trestas UAB	1,2%
New Yorker Lietuva, UAB	1,2%
Topo grupe, UAB	1,1%
SBA koncernas	1,1%
All other	41,1%

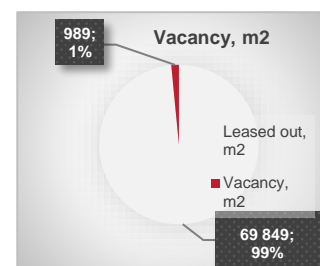
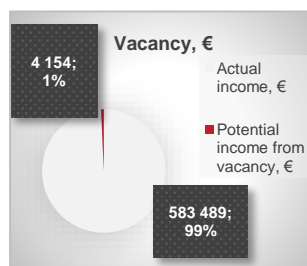
Balance sheet

ASSETS	31.05.17	31.12.16
<i>€ in thousands</i>		
Cash and cash equivalents	3 388	3 192
Trade receivables	255	329
Other current receivables	334	114
Current assets total	3 977	3 636
Investment properties	79 606	73 539
Other long-term assets	49	58
Assets total	83 632	77 233



Investment properties, land and buildings

Property	Address	Type	Acquired	NLA (m ²)
Shopping Center SAULĖS MIESTAS	Tilžės St. 109, Šiauliai, Lithuania	Retail	08.2015	19 881
L3 Office building	Laisves 3, Vilnius, Lithuania	Office	10.2016	6 150
Ulonu Office building	Verkiu 25c, Vilnius	Office	12.2015	5 174
DSV logistics center	Stasyly g. 21, Vilnius	Logistics	06.2016	11 687
DSV logistics center	Krustpils 31, Riga	Logistics	07.2016	5 398
DSV logistics center	Pärnu mnt 535, Tallinn	Logistics	07.2016	16 014
Hortes in Laagri	Seljaku 4b, Laagri, Saue, Harjumaa	Retail	05.2017	3 470
Selver in Laagri	Pärnu mnt 554, Tallinn	Retail	05.2017	3 063
Total				70 837



Loan capital

As at May 31, 2017, EUR thousand	
Total loan liabilities	41 868
Weighted average debt maturity in years	3,8
Weighted average interest rate	1,67%
Loan to value	53%
Debt Service Coverage Ratio	2,1

LIABILITIES AND EQUITY	31.05.17	31.12.16
Short-term loan liabilities	1 870	1 948
Long-term loan liabilities	39 998	40 719
Other liabilities	4 866	4 246
Liabilities total	46 735	46 913
Share capital and premium	31 162	24 890
Reserves	293	75
Retained earnings	5 443	5 355
Equity total	36 897	30 320
Liabilities and equity total	83 632	77 233

EfTEN Real Estate Fund III AS factsheet

May 31, 2017



A.Lauteri 5, 10114 Tallinn, Eesti

phone: 655 9515 *fax:* 618 1818

e-mail: info@efTEN.ee

web: www.efTEN.ee

EFTEN Real Estate Fund III AS is regulated by the Estonian Financial Supervision Authority

